

















The Honeywell 1200G barcode reader must be setup to properly interface with 'The CourtRoom Program'. The setup programming is done by scanning a series of barcodes.

To program the barcode reader, scan each of the following 19 barcodes in the order shown. You should hear beeps, as indicated, for each barcode scanned.

- | | | | | | |
|----------|---|-----------|-----------|---|-----------|
| 1 |  | (2 beeps) | 8 |  | (2 beeps) |
| 2 |  | (1 beep) | 9 |  | (2 beeps) |
| 3 |  | (1 beep) | 10 |  | (1 beep) |
| 4 |  | (1 beep) | 11 |  | (1 beep) |
| 5 |  | (1 beep) | 12 |  | (1 beep) |
| 6 |  | (1 beep) | 13 |  | (2 beeps) |
| 7 |  | (2 beeps) | 14 |  | (1 beep) |



15  (1 beep)

16  (1 beep)

17  (1 beep)

18  (1 beep)

19  (2 beeps)